The Chi Map

SAMPLE REPORT · FICTIONAL HOME

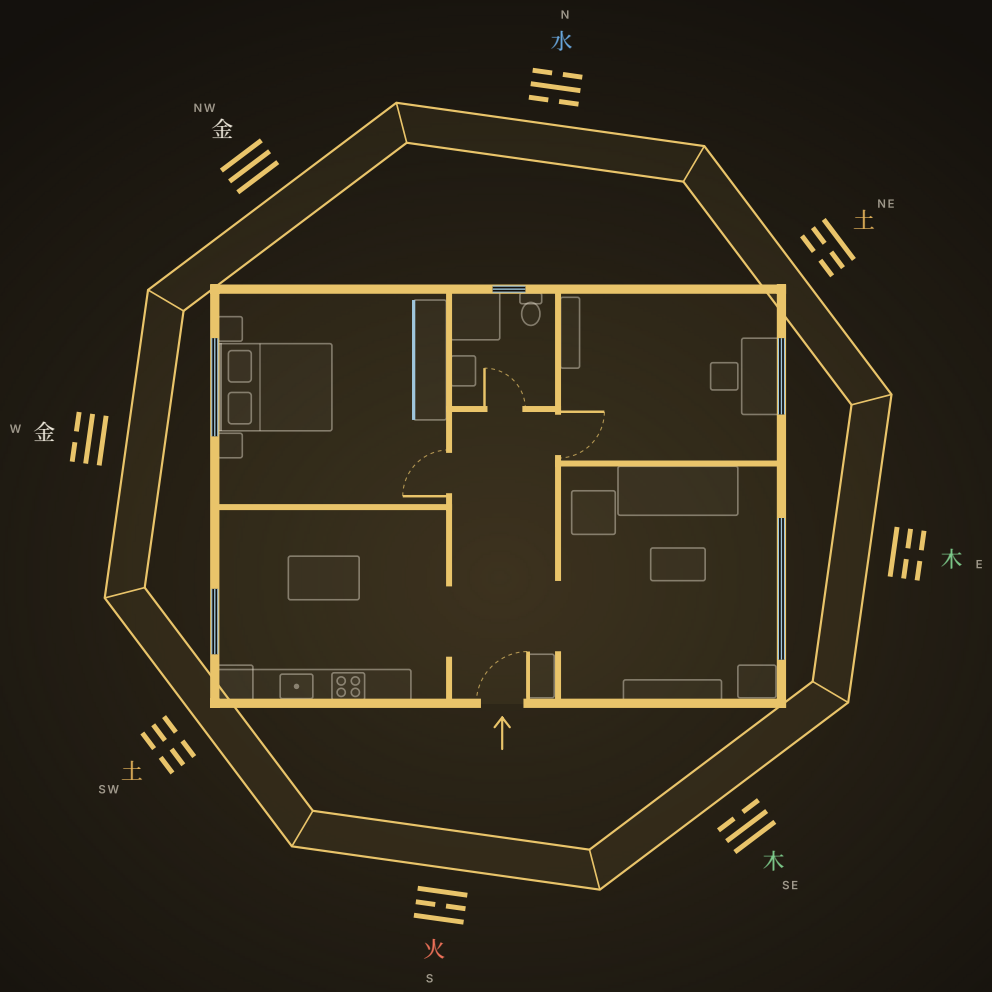

FENG SHUI HOME REPORT

Flat 4B, *mapped* room by room.

PREPARED FOR
Maya & Daniel

HOME
Flat 4B · two-bedroom apartment, fourth floor
Chicago, Illinois

FRONT DOOR
Faces 172° · South

REPORT
CM-SAMPLE
23 November 2026

This is a sample. The home and the people in it are fictional; the method, the format and the level of detail are what you receive. For inspiration and entertainment only. Not medical, financial or construction advice.

YOUR BRIEF

What you told us, and what we *found.*

> *"We both wake up tired."*

> *"Money comes in and goes straight back out."*

> *"We've argued more since we moved in."*

HOUSEHOLD

Two adults and one cat. Daniel works from home three days a week, in the second bedroom.

FRONT DOOR

Faces 172° — South. Measured with a phone compass, standing inside the open front door and looking out.

WHAT WE WORKED WITHIN

- Renting: no drilling, no painting.
- The stove is electric and fixed in place, directly beside the sink.
- "We think the bed only fits under the window."
- Budget for changes: about $300.

THE READING IN BRIEF

You told us three things: you both wake up tired, money comes in and goes straight back out, and you have argued more since you moved in. We read your apartment against each of them, on your own floor plan, starting from a front door that faces 172° — South.

The plan itself is on your side. Your bedroom sits in the quietest corner, the study falls in the area linked with knowledge, the kitchen is in a place where its fire is comfortable, and the living room has the best light in the home. What works against you is detail, and nearly all of it can be changed without tools, paint or the landlord: where the bed stands and what it faces, a hall that runs straight from the entrance to the bathroom, water beside fire on the kitchen counter, and a wealth corner holding unopened boxes.

There are sixteen findings in this report. Five matter most and come first. Every one includes a version for a rented home or for when something can't move — including the bed, and including the electric stove you asked about. Everything on the shopping list comes to about $277.

HOW TO READ THIS REPORT

1 Numbered findings

Each number is a spot on your floor plan. The same number appears beside the finding in its room.

Plan B

Every finding has a green box: what to do if it can't move, or if you rent.

Is said to

We tell you what the tradition holds and name the principle, so you can check it. We don't promise outcomes.

YOUR CHI MAP

The nine areas of *your home.*

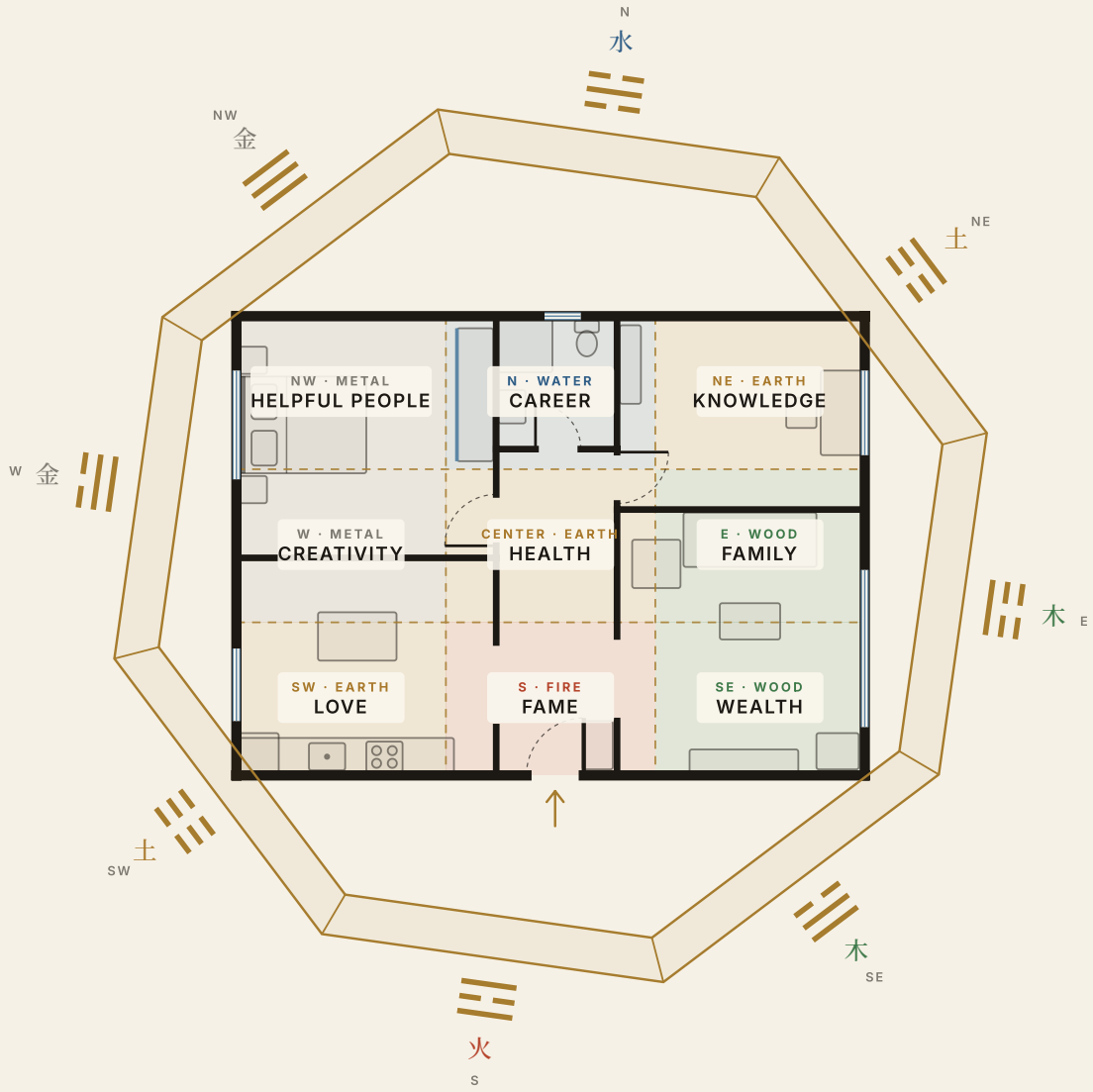

Your front door faces 172°, measured from inside the open doorway, looking out. Anything between 157.5° and 202.5° counts as South, and 172° is within 8° of due South, so there is no doubt about the reading. That one number fixes the whole map: the front of your apartment is South, the back wall is North, the bedroom side is West and the living-room side is East.

We divide the floor plan into nine equal parts. Each part is a compass direction, and each direction carries a life area and one of the five elements. The map does not say what will happen in a room. It says what tradition associates with that part of the home, and so where a change is said to count for more.

YOUR CHI MAP

Area by area.

金 Helpful People NORTHWEST · METAL	Main bedroom	You sleep in the area linked with helpful people, mentors and travel. A quiet, orderly bedroom is a good match for Metal; the work here is in where the bed stands, not in the room.
水 Career NORTH · WATER	Bathroom	The Career area holds the bathroom, the one room where water leaves the home. Feng shui's answer is to keep it closed, clean and green, and to stop the hall pointing straight at it.
土 Knowledge NORTHEAST · EARTH	Second bedroom / study	Knowledge and study, in the room Daniel works in. This is the best match on your map. The desk only needs turning.
金 Creativity WEST · METAL	Main bedroom (lower part) and kitchen (upper part)	The West is split by the wall between bedroom and kitchen. Nothing here needs fixing: keep the bedroom side calm and the kitchen side clear.
土 Health CENTER · EARTH	Hall (middle)	The center of your home is the middle of the hall, and it is the darkest spot you have. Feng shui asks for the center to be open, clean and bright.
木 Family EAST · WOOD	Living room (sofa side)	The sofa and the big window sit in the Family area. It takes the morning light and is the healthiest part of the plan. Plants do well here.
土 Love SOUTHWEST · EARTH	Kitchen & dining	The partnership area holds your stove, sink and table. Fire feeds Earth, so a kitchen is comfortable here. The clash is on the counter, where Water stands beside Fire.
火 Fame SOUTH · FIRE	Entry (front of the hall)	Your front door opens in the South, the Fire direction, linked with reputation and how the world meets you. At present the door can't open all the way.
木 Wealth SOUTHEAST · WOOD	Living room (window corner)	The wealth corner is the far corner of the living room, beside the window. It has good light and, for now, a stack of boxes that were never unpacked.

START HERE

The five that matter *most.*

If you only do five things, do these, in this order. The numbers match the findings in the room pages.

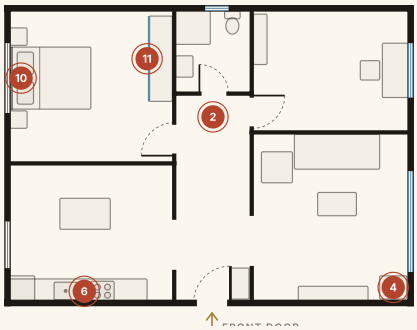

1 Give the bed a solid wall

MAIN BEDROOM · FINDING 10

You both wake up tired, and both pillows rest against glass. Nothing else in this report touches your sleep as directly.

Do this: Turn the bed so its head sits on the north wall, or keep it facing West with a full-height headboard and lined curtains closed every night.

TIME
30 minutes, two people

COST
Free

2 Slow the line from the front door to the bathroom

ENTRY & HALL · FINDING 2

Feng shui reads a straight run from the entrance to a bathroom as energy arriving and leaving at once — the closest match in your home to "comes in and goes straight back out."

Do this: Keep the bathroom door closed, lay an earth-toned runner, and stand a slim console with a lamp and a plant on the right-hand wall.

TIME
About an hour

COST
About $145

3 Put Wood between the sink and the stove

KITCHEN & DINING · FINDING 6

Water directly beside Fire is the classic household clash, and it sits in your partnership area. It is also the cheapest change in the report.

Do this: One pot of basil, rosemary or thyme on the 35 cm of counter between them, kept alive.

TIME
10 minutes

COST
About $8

4 Cover the mirrored wardrobe at night

MAIN BEDROOM · FINDING 11

Wherever the bed stands, those doors reflect it. This is the second half of the sleep question.

Do this: Two light curtain panels on removable hooks along the top of the wardrobe frame, let down at bedtime.

TIME
30 minutes

COST
About $28

5 Clear the wealth corner and plant it

LIVING ROOM · FINDING 4

The Southeast corner of your home is holding unopened boxes. Feng shui asks for something growing there instead.

Do this: Empty the corner and stand one healthy, cat-safe floor plant in the light from the window.

TIME
An afternoon

COST
About $40

ROOM 1 OF 6

Entry & hall

SOUTH AND CENTER · FAME AND HEALTH · FIRE AND EARTH

Your hall is 2 m wide and 5.4 m long (about 6½ × 18 ft), with no window of its own. It does two jobs on the map: its front third is the South, where the door is, and its middle is the center of the home. Feng shui calls the front door the mouth of chi, the place where energy is said to enter, so this is where the reading starts.

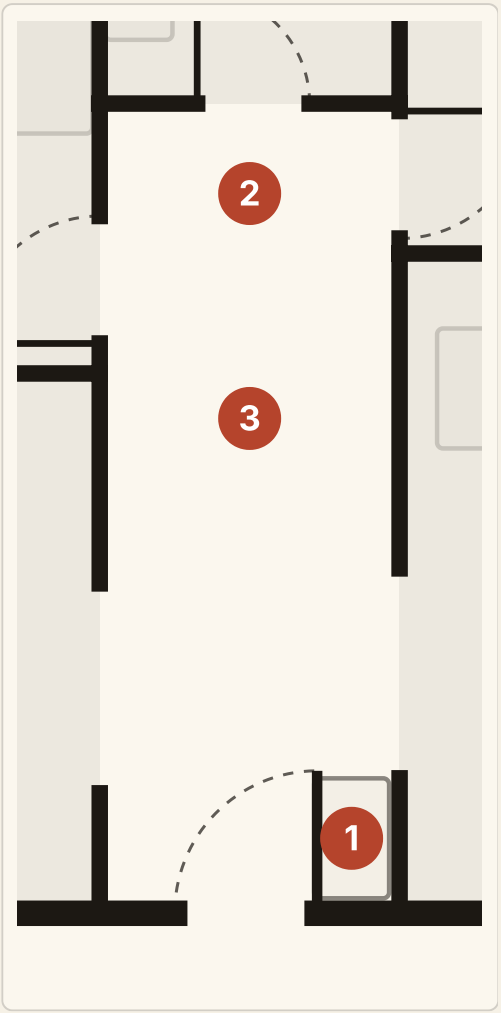

ALREADY WORKING — LEAVE THESE ALONE

- ✓ No mirror faces the front door. Keep it that way; if you ever add one to the hall, a side wall is the traditional place.
- ✓ The left-hand side of the hall is clear from the door to the bedroom. That open walking line is worth protecting.

1 Shoes piled behind the front door

WORTH DOING

WHAT WE SEE

Your front door is hinged on the right as you walk in, and the shoe pile sits exactly where the door wants to swing: a patch about 50 cm by 80 cm (20 × 31 in) against the wall. The door stops short of fully open, and the first step into your home is a step around footwear.

THE PRINCIPLE

The mouth of chi. Feng shui calls the front door the mouth of chi, where energy is said to enter a home. Traditionally the door should open fully, with nothing stored behind it, so that what arrives is not turned back at the threshold.

THE CHANGE

Move every pair out from behind the door and give shoes one closed home: a lidded basket or covered boot tray in the left-hand corner just inside the door, where nothing swings. There is 80 cm of wall there before the kitchen archway. Keep the two or three pairs you each wear this week; the rest go to the wardrobe. Then check that the door reaches the wall.

> PLAN B · IF SHOES HAVE TO LIVE BY THE DOOR
>
> Keep a single low row on the left-hand side, never behind the door, and limit it to one pair each. A plain tray with a raised edge draws a line the pile can't creep past. The test stays the same: the door opens all the way.

---

2 The front door looks straight at the bathroom door MATTERS MOST

WHAT WE SEE

Stand in your open front door and you look down 5.4 m (18 ft) of hall straight at the bathroom door, which is usually open. Nothing stands along that line: no rug, no furniture, no change of light.

THE PRINCIPLE

A straight run from the door. Feng shui holds that chi should wander through a home, not run. A long, straight, empty line from the front door is said to hurry energy through, and when that line ends at a bathroom it is said to carry it toward the drains.

THE CHANGE

Three things, in this order. Keep the bathroom door closed (finding 15). Lay a runner down the middle stretch of the hall, about 80 cm by 2.4 m (2½ × 8 ft), so the floor itself slows the eye. Then stand a slim console, no deeper than 36 cm (14 in), against the right-hand wall between the living-room archway and the study door, with a lamp and one plant on it. Together they bend the path without blocking it: the hall keeps close to 1.6 m (5 ft) of clear width.

> PLAN B · RENTER'S VERSION, NO FURNITURE
>
> The runner and the closed door do most of the work, and neither touches a wall. If a console is too much, stand one tall plant on the right-hand side about halfway down, so the walking line curves around it. We would skip the common extra of a small mirror on the outside of the bathroom door: in your home that door faces the front door, and a mirror facing the entrance is said to push arriving chi back out.

---

3 A dim center WORTH DOING

WHAT WE SEE

The middle of the hall is the darkest point in the apartment. It has no window, the ceiling light sits near the front door, and by late afternoon the stretch outside the study is in shadow.

THE PRINCIPLE

The center of the home. The center of the map belongs to Earth and is linked with health and with holding the other eight areas together. Feng shui says it should be kept clean, open and bright; dark, unused spots are said to let chi go stale.

THE CHANGE

Put a small lamp with a warm bulb on the console and run it on a plug-in timer from dusk until you go to bed, so the center is never the dark part of the home. Choose the runner in an Earth color — mustard, ochre or clay — and keep this stretch of floor free of bags and deliveries.

> PLAN B · RENTER'S VERSION
>
> No wiring is needed: a plug-in lamp on a timer, or a rechargeable one if the nearest outlet is awkward. If you skip the console, a floor lamp in the corner beside the study door does the same job.

ROOM 2 OF 6

Living room

SOUTHEAST AND EAST · WEALTH AND FAMILY · WOOD

The living room fills the front right of the plan. Its far corner by the window is the Southeast, the area linked with wealth, and its sofa side is the East, linked with family. Both belong to Wood, so this is the room where living, growing things do the most good. It is also the best-arranged room you have.

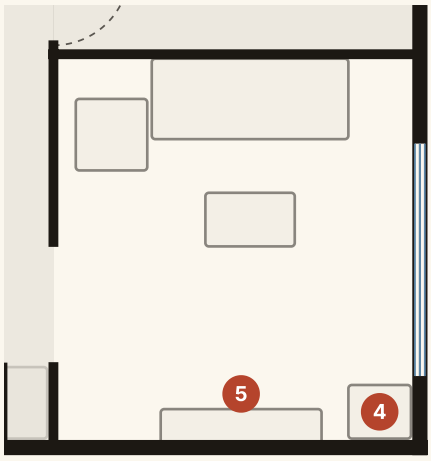

ALREADY WORKING — LEAVE THESE ALONE

- The sofa has a solid wall behind it and a view of the archway. That is the position feng shui asks for, and it is already yours.
- The armchair turns toward the sofa, not the television. Seats that face each other are said to keep a room for conversation.
- The east window fills the Family area with morning light. Keep the sill clear so it stays that way.

4 Stored boxes in the wealth corner

MATTERS MOST

WHAT WE SEE

The corner between the television and the big east window holds moving boxes that were never unpacked, stacked about 70 cm (2 ft) high, with paperwork on top. On the map this is the far Southeast of your home: the wealth corner.

THE PRINCIPLE

The wealth corner. The Southeast is the area of the map linked with wealth, and its element is Wood. Feng shui says clutter in any area holds stuck energy in the matching part of life, and that the Southeast in particular should hold something alive and growing, not things in storage.

THE CHANGE

Empty the corner completely: unpack, file or let go of what is in the boxes, and move anything you must keep to the study shelf. Then give the corner one healthy floor plant, about a meter (3 ft) tall. With a cat in the home, choose a money tree, which is commonly listed as safe around cats; jade and rubber plants are not. A touch of purple or gold nearby is a popular addition, not a requirement.

PLAN B · IF THE BOXES HAVE NOWHERE ELSE TO GO

Store them anywhere but here; the bottom of the study shelf is the better home, and finding 14 makes room. If one container truly must stay, make it a single closed trunk or lidded basket, keep its top clear, and stand the plant beside it so the corner still reads as growing, not stored.

5

The television as a dark mirror

A GENTLE ONE

WHAT WE SEE

The television stands on the front wall directly opposite the sofa, 3 m (10 ft) away. Switched off, its dark screen reflects the sofa and whoever is sitting on it.

THE PRINCIPLE

The screen as a mirror. A dark screen is said to act like a mirror, and feng shui holds that mirrors double whatever they face. Some practitioners treat covering a television as optional. We mention it because it is easy, and because this is the room where you rest.

THE CHANGE

When the television is off, cover the screen. A folded throw or a plain cloth over the top is enough. It takes five seconds and changes what the sofa looks at in the evening.

> PLAN B · IF COVERING IT FEELS LIKE A CHORE
>
> Leave the screen alone and soften what it reflects: a lamp beside the sofa, switched on in the evening, so the screen mirrors warm light instead of a dark room. This is the gentlest finding in your report. Skip it without worry.

ROOM 3 OF 6

Kitchen & dining

SOUTHWEST · LOVE · EARTH

The kitchen and its table sit in the Southwest, the area of the map linked with love and partnership, whose element is Earth. A stove is traditionally comfortable here: in the five-element cycle, Fire feeds Earth. So the room is in a good place, which matters for a couple who say they argue more since moving in. What we would change is detail, along the counter and at the table.

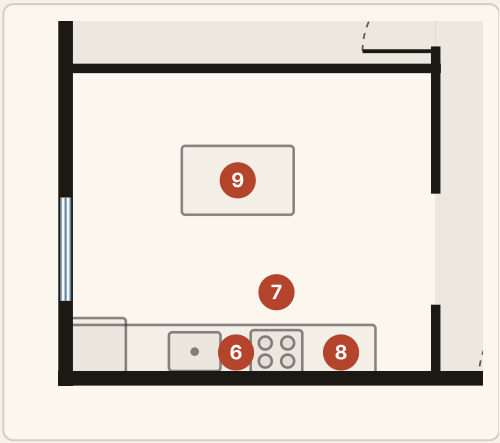

ALREADY WORKING — LEAVE THESE ALONE

- ✓ The stove sits in the Southwest, where Fire feeds Earth. The kitchen is in a comfortable place on your map.
- ✓ You eat at the table most evenings. A table that is used is the best thing in this room; keep it for meals first.
- ✓ The west window brings afternoon light to the table.

6 The sink directly beside the stove

MATTERS MOST

WHAT WE SEE

Along the front wall, the sink and the electric stove stand side by side with 35 cm (14 in) of counter between them. The stove is fixed, and you asked whether an electric one counts. It does: feng shui treats the stove as the home's Fire because of what it does, not what heats it.

THE PRINCIPLE

Water beside Fire. In the five elements, Water puts out Fire, and a sink right beside the stove is read as a standing clash between the two. Feng shui says to place Wood between them — Water feeds Wood, and Wood feeds Fire — so the cycle flows instead of colliding. In a kitchen, the clash is traditionally linked with friction in the household.

THE CHANGE

Put something green and alive on that 35 cm of counter. One pot of basil, rosemary or thyme is the classic answer and earns its space; all three are commonly listed as safe around cats. Keep it there permanently, replace it when it tires, and keep the strip around it clear so the plant is plainly what stands between the two.

PLAN B · IF A PLANT WON'T SURVIVE THERE

Wood does not have to be alive to count. Stand a thick wooden cutting board upright against the backsplash between sink and stove, or keep wooden spoons in a green ceramic jar on that strip. A green dish towel on the oven rail adds to it. The one thing to remove promptly is a plant that has died.

7 Cooking with your back to the room

WORTH DOING

WHAT WE SEE

At the stove you face the front wall. The archway from the hall, where anyone comes in, is behind your left shoulder, less than 2 m (6½ ft) away.

THE PRINCIPLE

Command position at the stove. Feng shui asks that whoever is cooking can see the door without standing in line with it. Cooking with your back to the entrance is said to keep you on edge.

THE CHANGE

The stove can't move, so bring the archway into view instead. Lean a small mirror or a polished steel tray against the backsplash on the 85 cm of counter to the left of the stove, angled so that a glance shows you the archway. Its only job is to let you see who walks in.

> PLAN B · RENTER'S VERSION
>
> Nothing needs fixing to the wall. A mirror tile on removable adhesive strips, a small framed mirror leaned against the tiles, or a stainless kettle kept polished will all give you the reflection. Keep it small and to the side of the heat, and wipe it when you wipe the counter. Traditions disagree about mirrors and stoves beyond this, so we suggest it only for the view of the door.

---

8 Knives on show

A GENTLE ONE

WHAT WE SEE

A knife block stands on the counter to the left of the stove, blades and handles in plain view from the table.

THE PRINCIPLE

Sharp edges on display. Knives left on show are believed to bring a sharp, cutting quality into a room. In the area of the map linked with partnership, tradition would sooner have them out of sight between meals.

THE CHANGE

Move the knives into the drawer beside the stove, in an in-drawer tray so the edges stay protected. The counter space the block leaves is where the small mirror from finding 7 can lean.

> PLAN B · IF YOU HAVE NO FREE DRAWER
>
> Keep the block, but slide it to the far end of the counter, beyond the line of sight from the table, with the handles turned toward the wall. Out of view is the point. A closed cupboard shelf works as well as a drawer.

---

9 A sharp-cornered table in the partnership area

WORTH DOING

WHAT WE SEE

Your dining table is a rectangle, 1.3 m by 0.8 m (about 51 × 31 in), set square in the middle of the Southwest area. Whoever sits at either end has a corner on each side of them, and the table is usually half covered with mail and laptops.

THE PRINCIPLE

Round tables and poison arrows. Feng shui calls a sharp corner aimed at where someone sits a poison arrow. A round or oval table is said to keep talk equal and easy, with no corner pointing at anyone. The Southwest, as the partnership area, is where that is said to count most.

THE CHANGE

You don't need a new table. Sit on the two long sides, facing each other, and leave the ends empty so no corner points at a chair. Clear the top at the end of each day, and keep one bowl of fresh fruit in the middle — a traditional sign of plenty, shared. Things in pairs suit this area: two candles, two matching chairs pulled in. When the table is next replaced, choose round or oval. The same goes for the coffee table.

> PLAN B · IF YOU BOTH NEED THE ENDS
>
> Soften the corners instead: a tablecloth that drapes over them, or the clear corner bumpers sold for child-proofing. Turning the table 45° so its corners point at the walls, not at the seats, also works in this room, which has the space for it.

ROOM 4 OF 6

Main bedroom

NORTHWEST AND WEST · HELPFUL PEOPLE AND CREATIVITY · METAL

Your bedroom is the back left corner of the plan: the Northwest, with its lower part in the West. It is the quietest position in the apartment and the farthest from the front door. Both areas belong to Metal, which calm whites, soft grays and warm neutrals suit. The room is well placed. What works against rest is where the bed stands and what it faces, and since tired mornings are the first thing you told us about, this is where we would begin.

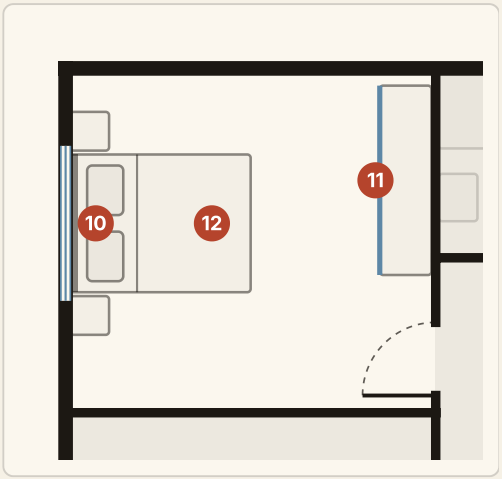

ALREADY WORKING — LEAVE THESE ALONE

- ✓ This is the room farthest from the front door, in a quiet back corner. Don't swap it with the study.
- ✓ There is no television here. Keep screens out, or cover them at night if one ever arrives.
- ✓ The door opens onto the foot of the room, not onto the bed. Neither bed position puts you in line with it.

10 The bed head under the window

MATTERS MOST

WHAT WE SEE

The bed stands with its head against the west wall, centered under the window, which at 1.8 m (6 ft) is wider than the bed itself. There is glass, not wall, behind both pillows. You told us you think the bed only fits here.

THE PRINCIPLE

A solid wall behind the head. Feng shui says not to sleep with your head under a window: chi is said to move past you all night, with nothing solid to support you from behind. The traditional position has the headboard against a solid wall, with the door in view from the pillow but not in line with it — the command position.

THE CHANGE

It does fit elsewhere. Your north wall is 4.3 m (14 ft) of unbroken wall. Turn the bed a quarter-turn so its head sits against that wall, centered about 1.8 m (6 ft) from the window wall. A bed 1.6 m (5 ft 3 in) wide leaves about a meter clear on each side: room for both nightstands, and for each of you to get in from your own side. From the pillow you will see the door at a diagonal, past the end of the wardrobe, without lying in line with it. It is a half-hour job for two people.

PLAN B · IF THE BED HAS TO STAY

Build the wall the bed is missing. Fit a solid headboard, upholstered or wooden, that rises above pillow height — at least 1.2 m (4 ft) from the floor — and stands on the floor or bolts to the bed frame, so nothing is fixed to the wall. Hang lined, floor-length curtains on the existing rail and close them fully every night before you sleep, with the window shut. Your personal directions, near the end of this report, give this version real merit: West suits you both.

11 Mirrored wardrobe doors facing the bed

MATTERS MOST

WHAT WE SEE

The built-in wardrobe along the east wall has mirrored sliding doors, 2.2 m (7 ft) wide. From the bed as it stands they reflect its whole length; with the bed on the north wall they would reflect it from the side. Either way, you can see yourselves from the pillow.

THE PRINCIPLE

No mirror facing the bed. Feng shui holds that a mirror doubles and keeps moving whatever it reflects, and that one facing the bed is said to bounce energy around the sleepers all night. The usual advice is that the bed should not appear in any mirror you can see while lying down. Where the mirror can't move, it is covered at night.

THE CHANGE

The doors belong to the landlord, so cover them at night instead. Fix a row of removable adhesive hooks along the top of the wardrobe frame and hang two light curtain panels from them, one per door, tied back by day and let down at bedtime. They come off without a mark when you move out.

> PLAN B · IF YOU WOULD SOONER NOT HANG FABRIC
>
> Static-cling frosted film, the kind sold for bathroom windows, goes on and peels off without glue and turns the mirror into a soft, light surface. Cover at least the lower 1.4 m (4½ ft), which is the part that reflects the bed. A freestanding full-length mirror in the hall, against a side wall, replaces what you lose.

---

12 Storage under the bed

WORTH DOING

WHAT WE SEE

Under the bed are two suitcases and several flat boxes: off-season clothes, paperwork and, as you mentioned, things that have not been opened since the move.

THE PRINCIPLE

Clear space under the bed. Feng shui says the space under a bed should be clear, so that chi can circulate around you while you rest. Stored things are said to keep their own energy close to the sleeper, paperwork and old belongings most of all.

THE CHANGE

Take everything out on the day you turn the bed. Paperwork goes to the study, suitcases to the top of the wardrobe, and whatever has not been opened since the move gets opened and decided on. Aim for bare floor under the bed.

> PLAN B · IF YOU NEED THE STORAGE
>
> An 850 sq ft apartment has limits. If something must live under the bed, make it soft and sleep-related only — spare bedding, pillows, winter blankets — in closed, low containers, with nothing under the pillow end. No paperwork, no shoes, nothing sharp, nothing that belongs to the past.

ROOM 5 OF 6

Second bedroom / study

NORTHEAST · KNOWLEDGE · EARTH

The second bedroom is the Northeast of the home: the area linked with knowledge and self-cultivation, whose element is Earth. It is the right room for a desk, a small piece of luck in the floor plan. Daniel works here three days a week, so how he sits matters more than how the room looks.

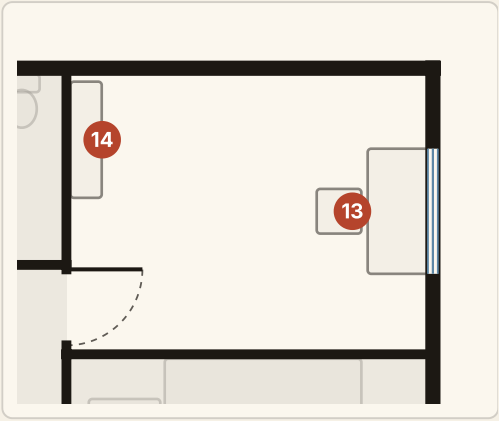

ALREADY WORKING — LEAVE THESE ALONE

- A study in the Northeast, the Knowledge area: the room and its use already match.
- The north wall is solid from corner to corner, the best backing in the apartment for someone at work.
- Morning light from the east window. One green plant on the sill is welcome: Wood, for growth.

13 The desk faces the window, back to the door

MATTERS MOST

WHAT WE SEE

The desk is pushed against the east wall under the window, and the chair faces the glass. The door is on the opposite wall, about 3 m (10 ft) behind the chair, over Daniel's right shoulder. He can't see anyone come in without turning around.

THE PRINCIPLE

Command position at the desk. Feng shui says never to work with your back to the door: you are said to stay half on guard for what you can't see. The command position puts a solid wall behind you, your "mountain," and the door in view at a diagonal, never straight ahead.

THE CHANGE

Turn the desk to stand out from the north wall, about 90 cm (3 ft) into the room, with the chair between desk and wall. Daniel then has solid wall behind him, the window on his left for daylight, and the door in view diagonally across the room. Put the desk lamp on the left as well; feng shui's common advice is to keep the left, the "dragon" side, the higher one. Clear the desktop at the end of each working day. If you like, lean a picture of rounded hills against the wall behind the chair, the traditional image of support. A low shelf or the floor will hold it; no nails needed.

PLAN B · IF THE DESK HAS TO STAY AT THE WINDOW

Give Daniel the view he is missing and the backing he lacks. Stand a small mirror on the desk, angled so the door shows in it at a glance, and swap the chair for one with a high, solid back. Lowering the shade to sill height during focused work gives the desk something still to face.

14

A tall, crowded shelf beside the door

A GENTLE ONE

WHAT WE SEE

A 1.8 m (6 ft) shelf stands on the wall beside the door, 80 cm from its hinge, filled edge to edge with files, cables and boxes, with more stacked on top. It is the first thing the room shows you, and the largest piece of furniture in the Knowledge area.

THE PRINCIPLE

Clutter in the Knowledge area. Feng shui holds that clutter blocks the flow of chi, and that clutter in one area of the map is said to hold stuck energy in the matching part of life. The Northeast is linked with knowledge and study, and its element is Earth.

THE CHANGE

Edit the shelf; there is no need to move it. Nothing on top. Heaviest things on the lowest shelves, files in matching closed boxes in the middle, and the shelf at eye level left a third empty. Give that shelf something of Earth: a ceramic bowl or pot in sand or ochre. The bottom shelf is the new home for whatever leaves the living-room corner (finding 4).

> PLAN B · IF EVERYTHING ON IT HAS TO STAY
>
> Hide the visual noise. Closed boxes or baskets in one color do most of it; a plain fabric panel across the front, on a tension rod set inside the shelf frame, does the rest. What matters is that the door opens onto calm, not onto a to-do list.

ROOM 6 OF 6

Bathroom

NORTH · CAREER · WATER

The bathroom sits at the back of the hall in the North, the area linked with career, whose element is Water. Feng shui treats every bathroom as a place where water, and with it energy, leaves the home, and one that faces the front door is said to do so more readily. You can't move a bathroom, and you don't need to. The traditional answer is to keep it closed, clean, dry and green.

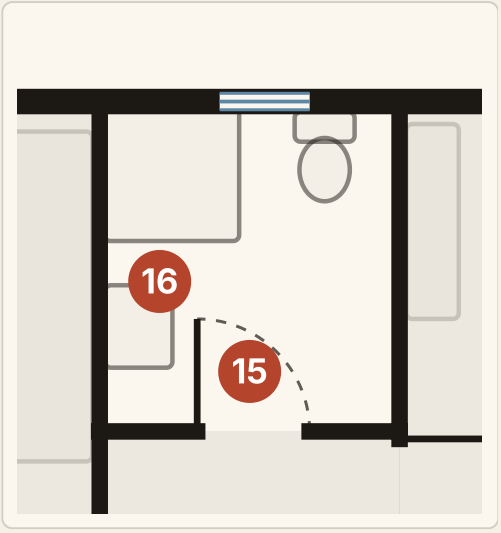

ALREADY WORKING — LEAVE THESE ALONE

✓ The bathroom has its own window. Light and air are the two things feng shui most asks of this room.

15 Door open, lid up

MATTERS MOST

WHAT WE SEE

The bathroom door stands open most of the day, and the toilet lid is usually up. With the door open, the room is in full view from the front door, 5.4 m (18 ft) away.

THE PRINCIPLE

Closing the drains. In feng shui, water is linked with wealth, and every drain is a way out. An open bathroom door is said to let good energy slip in and wash away, and an open lid to let it be flushed out. Traditional teaching is firmer on the door than on the lid; we suggest both because both are free.

THE CHANGE

Make two habits. The door is closed whenever the room is not in use, and the lid goes down every time, before you flush. If the door drifts open, a stick-on magnetic catch will hold it without a single screw. And if a faucet starts to drip, ask the landlord to fix it the week you notice: a slow leak is believed to drain money and energy drop by drop.

PLAN B · IF THE DOOR HAS TO STAY AJAR

For the cat's litter box, or for airing, leave the door open no more than a hand's width and keep the lid down without exception. Air the room through its own window instead of the hall, ten minutes after each shower, so the door can go back to closed.

16

A crowded basin and nothing green

A GENTLE ONE

WHAT WE SEE

The shelf at the basin holds more than twenty bottles and tubes, several of them nearly empty. There is nothing green in the room, though the north window gives it steady daylight.

THE PRINCIPLE

Clean, dry and green. Old, half-used products are said to make a room's energy stagnant, and a damp, dark bathroom to hold stale chi. Plants bring Wood. Water feeds Wood, so a plant is said to take up some of the draining quality of the room and turn it into growth.

THE CHANGE

Keep on show only what you both use every day. The rest goes in one closed box under the basin, and anything expired goes out. Stand one plant that likes humidity on the windowsill: a Boston fern or a spider plant, both commonly listed as safe around cats. Open the window after showers and let the room dry.

> PLAN B · IF THE SILL IS TOO NARROW
>
> Hang the plant instead: a small pot in a hanger hooked over the shower rail or the window latch needs no drilling. If nothing will live there, a green towel and a wooden bath mat or stool bring the same element in a quieter way.

THE WHOLE PLAN

As we found it, and *after.*

As found

ALL 16 FINDINGS

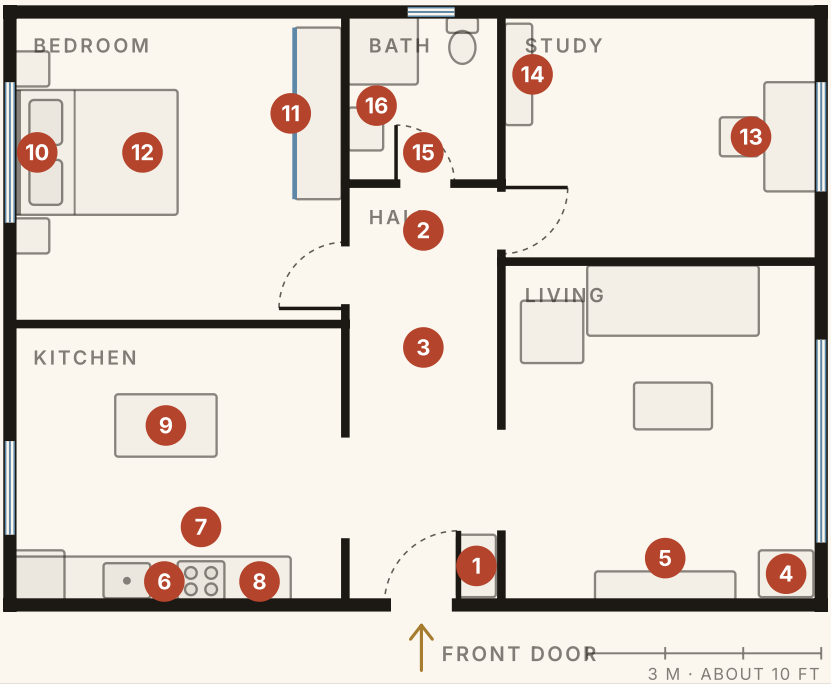

After the changes

FURNITURE IN ITS RECOMMENDED PLACE

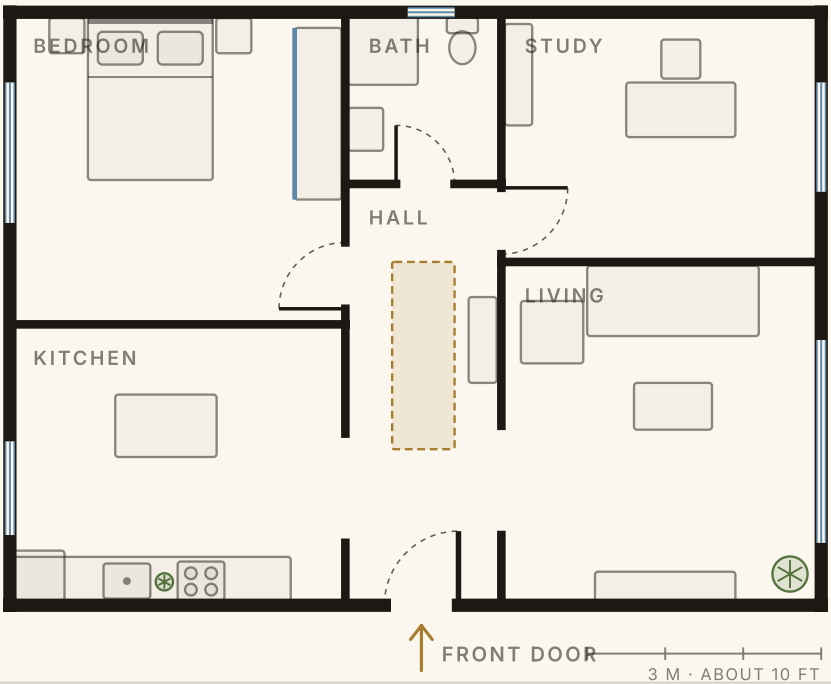

ELEMENTS AND COLOR

A palette for *each area.*

Each area of the map has an element, and each element has its colors and materials. You rent, so nothing here asks for paint. Think in accents: a runner, a towel, a cushion, a bowl, a plant. One or two per area is plenty.

The five elements feed one another in a circle: Wood feeds Fire, Fire feeds Earth, Earth feeds Metal, Metal feeds Water, Water feeds Wood. "Add" lists what belongs to an area or feeds it. "Go easy on" lists what is said to weaken it; a small amount does no harm, and we mean large blocks of color or many objects.

Helpful People

NORTHWEST · METAL

Main bedroom

Chalk white #EFEDE6 · Dove gray #B9B7B1 · Oatmeal #D9CDB8

MATERIALS

Brushed metal, smooth stone, crisp cotton and linen

ADD

White or pale gray bedding with one oatmeal throw, and a round brass or steel tray on a nightstand. Round shapes belong to Metal.

GO EASY ON

Strong red. Fire is said to melt Metal, so keep red to the smallest accents in this room.

Career

NORTH · WATER

Bathroom

Deep navy #22334A · Charcoal #2E3136 · Soft white #F3F0E9

MATERIALS

Glass, glazed ceramic, chrome, and a little wood

ADD

Navy or charcoal towels against the white walls, and the fern on the sill.

GO EASY ON

Earth-toned things in number: sand-colored mats, rows of clay pots. Earth is said to dam Water.

Knowledge

NORTHEAST · EARTH

Second bedroom / study

Warm sand #D8C4A2 · Ochre #C49B4E · Terracotta #B5674A

MATERIALS

Ceramic, stoneware, clay, wool

ADD

A ceramic bowl or pot on the shelf, a sand or ochre desk mat, a wool rug under the chair.

GO EASY ON

Large blocks of green. One plant on the sill is welcome; a room full of them is Wood pressing on Earth.

Creativity

WEST · METAL

Main bedroom (lower part) and kitchen (upper part)

Soft white #F4F1EA · Pale gray #CBCAC5 · Brushed brass #B39A63

MATERIALS

Metal, glass, smooth ceramics

ADD

White and gray on the bedroom side; on the kitchen side, keep the steel and glass you already have polished. The West is also the place for a framed print, or something one of you made.

GO EASY ON

Red and orange in quantity, for the same reason as the Northwest.

Health

CENTER · EARTH

Hall (middle)

Mustard #C7A23E · Warm beige #DDCEB3 · Clay #B8805E

MATERIALS

Wool, jute, ceramic, stone

ADD

The runner in one of these colors, and a ceramic lamp base on the console.

GO EASY ON

Clutter of any color. The center matters more for being open than for being decorated.

Family

EAST · WOOD

Living room (sofa side)

Sage green #9DB08D · Leaf green #5E8A5B · Mist blue #AFC2CB

MATERIALS

Wood, rattan, cotton, living plants

ADD

Green cushions on the sofa, a plant near the east window, wooden frames. A little blue is welcome: Water feeds Wood.

GO EASY ON

Lots of white metal and mirror-finish surfaces. Metal is said to cut Wood.

Love

SOUTHWEST · EARTH

Kitchen & dining

Blush pink #E4BFB5 · Terracotta #BE6F53 · Warm cream #EFE4D0

MATERIALS

Earthenware, stoneware, linen, things in pairs

ADD

A terracotta fruit bowl, a pair of blush or cream candles, linen napkins. Pink and warm red accents are the traditional partnership colors here.

GO EASY ON

Big green statements. The single pot of herbs is there as a go-between, not as decoration.

Fame

SOUTH · FIRE

Entry (front of the hall)

Brick red #A5432F · Terracotta #C4694B · Warm coral #D98B6D

MATERIALS

Wool, warm light, natural fiber mats

ADD

A brick-red or terracotta doormat just inside the door. Your door faces South, the Fire direction, and you can't paint it; the mat does the same work. Keep a warm, working bulb in the entry light.

GO EASY ON

Black and deep blue at the door, and water features. Water is said to put out Fire.

Wealth

SOUTHEAST · WOOD

Living room (window corner)

Forest green #3E6A4E · Plum #6C4B6F · Soft gold #C2A45F

MATERIALS

Wood, living plants, woven baskets

ADD

The floor plant, in a green or natural pot. Plum or purple is a popular wealth color for this corner — a cushion or a small print is plenty — with a touch of gold.

GO EASY ON

Stored things, struggling plants, and anything broken.

OPTIONAL · FROM YOUR BIRTH DATES

Your personal *directions.*

This page is optional, and it draws on a different tradition from the rest of the report: Eight Mansions, which gives each person a number, the kua, from their birth year and sex, and with it four compass directions said to suit them. In this system the year turns at the start of spring in early February, not on 1 January. Both your birthdays are well clear of that boundary.

You are both in what is called the West group, which is convenient: the same four directions suit you both. They are West, Northwest, Southwest and Northeast.

Maya

7

Born 14 March 1992 · Dui 兌 · Metal

KUA · WEST GROUP

NW	**Sheng Qi.** Vitality. The main bedroom is in the Northwest of your home.
SW	**Tian Yi.** Rest and recovery. The kitchen table, where you sit in the evening, is in the Southwest.
NE	**Yan Nian.** Relationships. A good direction to face when the two of you sit and talk.
W	**Fu Wei.** Stability. The direction your head points now, with the bed on the west wall.

Two things line up for you with no change at all: you sleep in the Northwest, your vitality direction, and you eat in the Southwest. The open question is the bed. With its head on the west wall you sleep toward West, one of your four. Turned to the north wall you would sleep toward North, which is not. The note below says how we weigh that.

Daniel

2

Born 2 September 1989 · Kun 坤 · Earth

KUA · WEST GROUP

NE	**Sheng Qi.** Vitality. The study is in the Northeast — the right room for your work.
W	**Tian Yi.** Rest and recovery. The direction your head points now, with the bed on the west wall.
NW	**Yan Nian.** Relationships. The main bedroom is in the Northwest.
SW	**Fu Wei.** Stability and quiet work. A direction to face at the desk.

Your working room is in your vitality direction, the Northeast, which is as good as the plan could offer. At the desk, the room-level position in finding 13 has you facing South, which is not one of your four. If the room allows, angle the desk about 45° clockwise so you face Southwest, toward the door corner, with the solid northeast corner behind you. For the bed, West suits you as it does Maya.

Where the two layers disagree, the room comes first. A window behind the head is a matter of form, something you lie against every night, while personal directions are a refinement on top; many practitioners put form first, and so do we. The bed is the one place in your home where they pull apart. The solid north wall would point your heads North, outside your four directions; the west wall, under the window, points them West, inside them. So finding 10 gives both routes, and we suggest a simple test. Try the north wall for two weeks. If mornings are no better, return the bed to the west wall and build the “If the bed has to stay” version properly: full-height headboard, lined curtains closed every night. Either is a sound answer.

YOUR FIRST 30 DAYS

An order *of work.*

This weekend

- [ ] Turn the bed to the north wall and clear everything from under it (findings 10 and 12).
- [ ] Start the two bathroom habits: door closed, lid down (finding 15).
- [ ] Move the shoes out from behind the front door and check it opens fully (finding 1).
- [ ] Buy one pot of herbs and stand it between the sink and the stove (finding 6).

Week 2

- [ ] Lay the hall runner, place the console, and set the lamp on its timer (findings 2 and 3).
- [ ] Hang the two curtain panels over the wardrobe mirrors (finding 11).
- [ ] Knives into the drawer; lean the small mirror beside the stove (findings 7 and 8).
- [ ] Clean the stove thoroughly and use each burner in turn this week. Tradition links the stove with the household's nourishment and good fortune, and asks that it be kept spotless.
- [ ] Send us your questions. Your follow-up round is open for 14 days from delivery.

Week 3

- [ ] Unpack the boxes in the living-room corner and stand the floor plant there (finding 4).
- [ ] Edit the study shelf: nothing on top, heavy things low, one shelf a third empty (finding 14).
- [ ] Turn Daniel's desk to the north wall, lamp on the left (finding 13).

Week 4

- [ ] Edit the bathroom shelf and stand the fern on the sill (finding 16).
- [ ] Settle the table habits: long sides, clear top, fruit bowl, two candles (finding 9).
- [ ] Try covering the television in the evening, and keep it only if you like it (finding 5).
- [ ] Walk the apartment from the front door with this report in hand. Note what has held and what has drifted back, and decide on the bed: north wall, or west wall with its headboard and curtains.

A SHORT SHOPPING LIST — NOTHING BRANDED, NOTHING YOU MUST BUY FROM US

Hall runner, about 80 cm × 2.4 m (2½ × 8 ft), in mustard, ochre or clay — $60
Slows the straight line from the front door and brings Earth to the center (findings 2 and 3).

Small table lamp with a warm bulb, and a plug-in timer — $28
Keeps the center of the home lit from dusk (finding 3).

Three small plants: a pot of basil, rosemary or thyme; a Boston fern or spider plant; a parlor palm — $30
Wood between sink and stove, green in the bathroom, and one plant for the console (findings 6, 16 and 2).

Two light curtain panels and a pack of removable adhesive hooks — $28
Covers the mirrored wardrobe doors at night, with no marks on the frame (finding 11).

Slim console table, no deeper than 36 cm (14 in) — secondhand is fine — $55
Bends the path through the hall and carries the lamp (findings 2 and 3).

Lidded shoe basket or covered boot tray — $22
One closed home for shoes, away from the swing of the door (finding 1).

One floor plant about 1 m (3 ft) tall, with its pot — a money tree is the cat-safe choice — $40
Something growing in the wealth corner (finding 4).

In-drawer knife tray — $14
Knives out of sight between meals (finding 8).

METHOD

How this reading *was made.*

This reading uses the compass school of the bagua, the same map you see in our videos. Your floor plan is divided into nine equal parts, and each is matched to a compass direction, a life area and one of the five elements, starting from the measured direction your front door faces. Another widely used school lays the same map from the front door instead of the compass. Both are living traditions, and they can give different answers for the same home, so we say plainly which one we follow.

On top of the map we apply the placement rules of the form school, the oldest layer of feng shui: where a bed, desk, stove or sofa stands in relation to doors, windows, walls and corners. Where the map and a placement rule point different ways, placement comes first, because it describes what you live with physically every day.

Colors and materials follow the five elements — Wood, Fire, Earth, Metal, Water — and the cycle in which each feeds the next. The optional personal page uses Eight Mansions, a separate system based on birth year. We treat it as a refinement, never as a reason to override a clear matter of placement.

Each finding names the traditional idea it rests on, so you can look it up and judge it for yourself. Where teachers disagree, or where a rule is popular but not old, we say so. Feng shui is a traditional practice, not a science. This report describes what the tradition holds and how it applies to your rooms; it does not predict or promise outcomes for sleep, money, relationships or work, and it is not medical, financial or construction advice. Prepared by The Chi Map studio.

The Chi Map studio

FURTHER READING

- Stephen Skinner, The Living Earth Manual of Feng-Shui — a historical overview of the form and compass schools.
- Eva Wong, Feng-Shui: The Ancient Wisdom of Harmonious Living for Modern Times — a thorough introduction to the classical systems.
- Lillian Too, The Complete Illustrated Guide to Feng Shui — the compass-based life areas and personal directions, heavily illustrated.
- Sarah Rossbach, Interior Design with Feng Shui — the other major school, which lays the bagua from the front door.
- Anjie Cho, Holistic Spaces: 108 Ways to Create a Mindful and Peaceful Home — short and practical, by an architect.

YOUR FOLLOW-UP

You have 14 days from delivery to send one round of questions. Reply to the email this report came with, or write to hello@thechimap.com and quote CM-SAMPLE.

For inspiration and entertainment only. Not medical, financial or construction advice. Feng shui is a traditional practice. This report describes what that tradition holds about your home and suggests changes in its light; it does not predict or promise any result, and it is not a substitute for advice from a doctor, a financial adviser, a structural engineer, an electrician or your landlord. Check your lease before making changes, and never block a fire exit, a vent or a radiator. © 2026 The Chi Map · thechimap.com